

DESIGNED TO IMPROVE THE QUALITY OF YOUR LIFE

2011 *Cintique*®



DESIGNED TO IMPROVE THE QUALITY OF YOUR LIFE

2011

The name of Cintique has become synonymous with British quality and real comfort. Established in 1908 Cintique is proud to remain a privately owned company.

We maintain a strong environmental policy, purchasing solid ash timber from the managed forests of Europe. Great care is taken in the manufacturing process in controlling factory emissions and reducing energy waste whilst maintaining a clean and organized factory environment for all employees.

The use of top quality materials allied to the highest levels of craftsmanship ensures a finished product that you will be proud to own.

Cintique



Made in the UK
Established in 1908





CONTENTS

LYDIA

Sofa and Chairs:1-4

CHLOE

Sofa and Chairs:5-6

SOPHIE

Sofa and Chairs:7-8

TRIESTE

Swivel Recliner:9

HERTFORD

Sofa and Chairs:10

BELVEDERE

Sofa and Chairs:11-12

WINCHESTER

Sofa and Chairs:13-14

VERMONT

Sofa and Chairs:15-16

SALISBURY

Sofa and Chairs:17

WINCHESTER PETITE

Sofa and Chairs:18

CHESHIRE

Sofa and Chairs:19

CHAIRS

Chairs, Frames and fabric finishes:20

RISER RECLINERS

Recliners:21

SHOWWOOD FRAMES

Finishes:22

LYDIA LEATHER
Sofas and Chairs



The Lydia offers an elegantly designed solid ash showwood frame with an upholstered platform and back. The segmented back cushions are complemented by sumptuous yet supportive seat cushions. The choice of two sofas and the standard chair can be complemented by a swivel-recliner chair and a choice of footstool.



3 Seater Sofa



Chair

Swivel Recliner Chair



2 Seater Sofa

	CHAIR	2 SEAT SOFA	3 SEAT SOFA
Overall Height	99cm(39")	99cm(39")	99cm(39")
Overall Depth	87cm(34¼")	87cm(34¼")	87cm(34¼")
Overall Width	75cm(29½")	128cm(50½")	180cm(71")
Seat Height	48cm(19")	48cm(19")	48cm(19")
Seat Depth	51cm(20")	51cm(20")	51cm(20")
Seat Width	51cm(20")	104cm(41")	158cm(62")

	SWIVEL RECLINER
Overall Height	107.5cm(42½")
Overall Depth	75cm(29½") C*
Overall Depth	136cm(53½") R*
Overall Width	73cm(29")
Seat Height	50cm(19¾")
Seat Depth	52.5cm(20¾")
Seat Width	51.5cm(20¼")

Foot stool sizes on page 4


All pieces shown in Leather Sunset-Cocoa

C* = closed R* = fully reclined

LYDIA
Sofas and Chairs



The Lydia offers an elegantly designed solid ash showwood frame with an upholstered platform and back. The segmented back cushions are complemented by sumptuous yet supportive fully reversible seat cushions. The chair and a choice of two sofa models can be complemented by a swivel recliner and a choice of footstool.



3 Seater Sofa
Shown in Fabric C124



Chair
Shown in Fabric C124



2 Seater Sofa
Shown in Fabric C189



	CHAIR	2 SEAT SOFA	3 SEAT SOFA
Overall Height	99cm(39")	99cm(39")	99cm(39")
Overall Depth	87cm(34½")	87cm(34½")	87cm(34½")
Overall Width	74.5cm(29¼")	127.5cm(50¼")	180cm(71")
Seat Height	48.5cm(19")	48.5cm(19")	48.5cm(19")
Seat Depth	51cm(20")	51cm(20")	51cm(20")
Seat Width	51cm(20")	104cm(41")	158cm(62")


	STD STOOL	BANQUETTE STOOL
Overall Height	39cm(15½")	39cm(15½")
Overall Depth	52.5cm(20¾")	52.5cm(20¾")
Overall Width	62cm(24½")	102cm(40¼")

Lydia swivel recliner
size on page 2

CHLOE
Sofas and Chairs



The Chloe is a fully upholstered sofa and chair range, with elegant sculpted high legs. The segmented back cushion includes added lumbar and soft head support, all within a compact size but with a generous seating area made possible by the narrow tailored arm.



3 Seater Sofa
Shown in Fabric D1028



Chair
Shown in Fabric D1028



2 Seater Sofa
Shown in Fabric D1038



	CHAIR	2 SEAT SOFA	3 SEAT SOFA
Overall Height	99cm(39")	99cm(39")	99cm(39")
Overall Depth	87cm(34¼")	87cm(34¼")	87cm(34¼")
Overall Width	74.5cm(29¼")	127.5cm(50¼")	180cm(71")
Seat Height	48.5cm(19")	48.5cm(19")	48.5cm(19")
Seat Depth	51cm(20")	51cm(20")	51cm(20")
Seat Width	51cm(20")	104cm(41")	158cm(62")

	STD STOOL	BANQUETTE STOOL
Overall Height	39cm(15½")	39cm(15½")
Overall Depth	52.5cm(20¾")	52.5cm(20¾")
Overall Width	62cm(24½")	102cm(40¼")

SOPHIE
Sofas and Chairs



The Sophie range includes two sofa sizes, a chair and a footstool. All pieces are sculpted and proportioned to offer excellent comfort and support in a compact size. The soft curves of the upholstery are echoed in the solid ash showwood frame which adds a unique character.



3 Seater Sofa



Chair



2 Seater Sofa



	CHAIR	SMALL	LARGE
Overall Height	99cm(39")	99cm(39)	99cm(39)
Overall Depth	91cm(36")	91cm(36")	91cm(36")
Overall Width	81cm(32")	140cm(55")	180cm(71")
Seat Height	47cm(18.5")	47cm(18.5")	47cm(18.5")
Seat Depth	52cm(20.5")	52cm(20.5")	52cm(20.5")
Seat Width	47cm(18½")	107cm(42")	145cm(57")

	STOOL
Overall Height	33cm(13")
Overall Depth	49cm(19.5")
Overall Width	68cm(27")

All pieces shown in Fabric D1141

TRIESTE Swivel Recliner

The Trieste Swivel Recliner offers versatility with superb comfort. The contemporary design is enhanced by the ash veneered base, polished in any of Cintique's range of wood colours and is available in both fabric and leather.



Swivel Recliner
Shown in leather Seneca, Mink




Swivel Recliner
Shown in Fabric DI131

	CHAIR
Overall Height	107.5cm(42½")
Overall Depth	75cm(29½")C*
Overall Depth	136cm(53½")R*
Overall Width	76cm(30")
Seat Height	50cm(19¾")
Seat Depth	52.5cm(20¾")
	51.5cm(20¼")

C* = closed R* = fully reclined

HERTFORD Sofas and Chairs

The Hertford Collection features a solid ash showwood frame designed in a contemporary style offering a generous fibre filled back cushion whilst the supportive seat provides true comfort. The choice of two sofas and the standard chair can be complemented by manual or electrically operated reclining chairs. Scatter cushions are available as an optional extra.



3 Seater Sofa



Chair



Recliner Chair



	CHAIR	2 SEAT SOFA	3 SEAT SOFA
Overall Height	105cm(41½")	105cm(41½")	105cm(41½")
Overall Depth	91cm(36")	91cm(36")	91cm(36")
Overall Width	87cm(34")	138cm(54½")	193cm(76")
Seat Height	48cm(19")	48cm(19")	48cm(19")
Seat Depth	52cm(20½")	52cm(20½")	52cm(20½")
Seat Width	48cm(19")	99cm(39")	155cm(61")



2 Seater Sofa

	RECLINER
Overall Height	105cm(41½")
Overall Depth	91cm(36") C*
Overall Depth	160cm(63") R*
Overall Width	87cm(34")
Seat Height	48cm(19")
Seat Depth	52cm(20½")
Seat Width	51cm(20")

C* = closed R* = fully reclined

All pieces shown in Fabric D1212

BELVEDERE
Sofas and Chairs



The Belvedere features a solid ash showwood frame. The deep buttoned back cushions complement the true comfort that the seats provide.

The choice of two sofas and the standard chair can be complemented by a recliner chair and footstool.



3 Seater Sofa



Chair



Stool



2 Seater Sofa



	CHAIR	2 SEAT SOFA	3 SEAT SOFA
Overall Height	99cm(39")	99cm(39")	99cm(39")
Overall Depth	90cm(35½")	90cm(35½")	90cm(35½")
Overall Width	89cm(35")	142cm(56")	196cm(77")
Seat Height	46cm(18")	46cm(18")	46cm(18")
Seat Depth	50cm(19¾")	50cm(19¾")	50cm(19¾")
Seat Width	48cm(19")	102cm(40")	158cm(62¼")

	STOOL	RECLINER
Overall Height	43cm(17")	99cm(39")
Overall Depth	42cm(16½")	86cm(34")C [☆]
Overall Depth		150cm(59")R [☆]
Overall Width	56cm(22")	89cm(35")
Seat Height		50cm(19¾")
Seat Depth		46cm(18")
Seat Width		53cm(20¾")

All pieces shown in Fabric D1112

C[☆] = closed R[☆] = fully reclined

WINCHESTER
Sofas and Chairs



The Winchester Collection features a solid ash showwood frame which is complemented by deep buttoned back cushions.

The range is available with the option of side panels, and includes two sofas, a chair, footstool, a recliner chair, three heights of high sit chairs and a riser recliner chair which is illustrated on page 21.



2 Seater Sofa



Recliner Open



High Sit Chair



Chair

All pieces shown in Fabric C621

	CHAIR	2 SEAT SOFA	3 SEAT SOFA
Overall Height	99cm(39")	99cm(39")	99cm(39")
Overall Depth	89cm(35")	89cm(35")	89cm(35")
Overall Width	69cm(27")	122cm(48")	178cm(70")
Seat Height	47cm(18' 2")	47cm(18' 2")	47cm(18' 2")
Seat Depth	48cm(19")	50cm(19' 2")	50cm(19' 2")
Seat Width	53cm(21")	108cm(42' 2")	163cm(64' 4")

HIGH SIT CHAIR

	SMALL	AVERAGE	TALL
Overall Height	104cm(40' 3/4")	107cm(42")	110cm(43' 4")
Overall Depth	84cm(33")	84cm(33")	84cm(33")
Overall Width	64cm(25")	64cm(25")	64cm(25")
Seat Height	46cm(18")	49cm(19' 4")	52cm(20' 2")
Seat Depth	48cm(18' 3/4")	48cm(18' 3/4")	48cm(18' 3/4")
Seat Width	50cm(19' 2")	50cm(19' 2")	50cm(19' 2")

	STOOL	RECLINER
Overall Height	43cm(17")	104cm(41")
Overall Depth	42cm(16' 2")	91cm(36")C*
Overall Depth		142cm(56")R*
Overall Width	56cm(22")	72cm(28' 2")
Seat Height		47cm(18' 2")
Seat Depth		53cm(21")
Seat Width		56cm(22")

C* = closed R* = fully reclined

VERMONT
Sofas and Chairs



Shown in Fabric C241

The Vermont offers a solid ash showwood frame with feature slats to the back and sides of the model. The buttoned back cushions and the supportive comfortable seat cushions are all fully reversible.

The Vermont range includes two sofas, a chair and a footstool.



3 Seater Sofa



Chair



Stool



2 Seater Sofa

	CHAIR	2 SEAT SOFA	3 SEAT SOFA
Overall Height	99cm(39")	99cm(39")	99cm(39")
Overall Depth	88cm(34¼")	88cm(34¼")	88cm(34¼")
Overall Width	80cm(31½")	128cm(50½")	180cm(71")
Seat Height	48cm(19")	48cm(19")	48cm(19")
Seat Depth	48cm(19")	48cm(19")	48cm(19")
Seat Width	48cm(19")	100cm(39½")	147cm(58")

	FOOT STOOL
Overall Height	41cm(16")
Overall Depth	42cm(17")
Overall Width	56cm(22")

All pieces shown in Fabric D3351

SALISBURY Sofas and Chairs

The Salisbury features a solid ash showwood frame with a traditional wing design. This is complemented by deep buttoned back cushions, and is available with or without side panels.

The collection includes two sofas, a standard chair, a footstool, and the choice of three heights of high seat chairs.



Chair High Sit



Chair



Stool



3 Seater Sofa



2 Seater Sofa

	CHAIR	2 SEAT SOFA	3 SEAT SOFA
Overall Height	99cm(39")	99cm(39")	99cm(39")
Overall Depth	89cm(35")	89cm(35")	89cm(35")
Overall Width	74cm(29")	127cm(50")	183cm(72")
Seat Height	47cm(18½")	47cm(18½")	47cm(18½")
Seat Depth	50cm(19½")	50cm(19½")	50cm(19½")
Seat Width	54cm(21¼")	108cm(42½")	163cm(64¼")

	SMALL	AVERAGE	TALL	FOOTSTOOL
Overall Height	104cm(40¾")	106cm(42")	110cm(43¾")	43cm(17")
Overall Depth	84cm(33")	84cm(33")	84cm(33")	42cm(16½")
Overall Width	69cm(27")	69cm(27")	69cm(27")	56cm(22")
Seat Height	46cm(18")	49cm(19¼")	52cm(20½")	
Seat Depth	48cm(18¾")	48cm(18¾")	48cm(18¾")	
Seat Width	50cm(19½")	50cm(19½")	50cm(19½")	

All pieces shown in Fabric C623

WINCHESTER PETITE Sofas and Chairs



2 Seater Sofa



Stool



Chair

The Petite features a solid ash show-wood frame with deep buttoned back cushions which are complemented by the sumptuous yet supportive seat cushions.

The range is available with or without side panels, and includes a sofa, two heights of chair and a footstool.

	CHAIR	2 SEAT SOFA	FOOTSTOOL
Overall Height	107cm(42")	107cm(42")	43cm(17")
Overall Depth	77cm(30¼")	77cm(30¼")	42cm(16¾")
Overall Width	63cm(24¾")	117cm(46")	56cm(22")
Seat Height	50cm(18½")	50cm(19½")	
Seat Depth	45cm(17¾")	45cm(17¾")	
Seat Width	50cm(19½")	104cm(41")	

	SMALL CHAIR
Overall Height	104cm(40¾")
Overall Depth	77cm(30¼")
Overall Width	63cm(23¾")
Seat Height	46cm(18¼")
Seat Depth	45cm(17¾")
Seat Width	50cm(19½")

All pieces shown in Fabric C200

CHESHIRE Sofas and Chairs

The Cheshire features a solid beech showwood frame, soft back cushions with headrests, and sumptuous sprung edged seats.

The range includes a sofa and chair.



2 Seater Sofa*



Chair*

	CHAIR	2 SEAT SOFA
Overall Height	110cm(43¼")	110cm(43¼")
Overall Depth	80cm(31½")	80cm(31½")
Overall Width	71cm(28")	123cm(48½")
Seat Height	54cm(21¼")	54cm(21¼")
Seat Depth	48cm(18¾")	48cm(18¾")
Seat Width	44cm(17¼")	101cm(39¾")

All pieces shown in Fabric C118

* Specified pieces are available for a fast track delivery service in selected fabrics

CHAIRS

The Cintique chair collection offers solid Beech showwood frames and a unique spring system on selected chairs that support the seat cushions perfectly while offering a sprung edge for durability and true comfort for many years to come.



York Chair*
Provides a supportive back cushion and reversible seat cushion. Shown in fabric C189.



Eton Chair*
Provides a soft button back cushion and reversible seat cushion. Shown in fabric D1221.



Cheshire Chair*
Provides a soft back cushion with headrest section and sumptuous sprung edge seat. Shown in fabric C311



Avon Chair*
Provides a soft back cushion with lumbar section and sumptuous edge seat. Shown in fabric C322.



Cumbria Chair*
Provides a comfortable segmented back cushion and supportive sprung edge seat. Shown in fabric D1019



Ripley Chair*
Provides a reversible button backed cushion and reversible seat cushion. Shown in fabric C109



Winchester Petite Chair*
Provides a sumptuous button back cushion and supportive sprung edge seat. Available in a choice of two heights and with the option of side panels. Shown in fabric C623



Winchester High Sit Chair*
Provides a supportive button back cushion and firm sprung edge seat. Available in a choice of three heights and with the option of side panels. Shown in fabric C621

RISER RECLINER

Cintique Riser Recliners feature a dual motor mechanism, which allows the reclining action and footrest to work independently for that extra choice in comfort.

A fast track delivery service is available for Winchester and Sussex riser recliners in selected fabrics.

	RISER RECLINER
Overall Height	115cm(45")
Overall Depth	90cm(35½")C [☆]
Overall Depth	172cm(67½")R [☆]
Overall Width	74cm(29")
Seat Height	49cm(19¼")
Seat Depth	53cm(21")
Seat Width	59cm(23")

C[☆] = closed R[☆] = fully reclined



Sussex Riser Recliner

Features a segmented fibre filled back cushion and chaise footrest. Shown in Fabric D1019



Winchester Riser Recliner
Shown in Fabric C200



Winchester Riser Recliner
(Partially lifted)
Shown in Fabric C200




Winchester Riser Recliner
(Partially reclined)
Features a fibre filled button back cushion with a solid ash showwood frame and chaise footrest. Shown in Fabric C200

SHOWWOOD FRAMES


Colour Reference




Light Oak



Golden



Autumn



Antique

Every piece of timber we use is a unique material designed and produced by nature itself. Therefore we cannot guarantee an exact match between pieces.

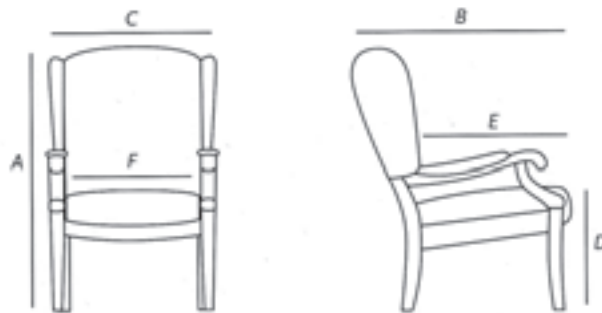
The wood can be cleaned with a diluted solution of warm soapy water and vinegar and then buffed with a soft cloth. Do not use spray and other polishes which might make future repairs to the surface difficult.

Top quality timber is used for all showwood frames. These are manufactured using traditional joinery techniques, including mortise and tenon joints, to ensure each piece of furniture will stand the test of time.

HEADRESTS

Headrests are available in two styles for all Cintique chairs.

MEASUREMENTS



A = Overall Height

B = Overall Depth

C = Overall Width

D = Seat Height

E = Seat Depth

F = Seat Width

Pile Fabrics

All pile fabrics such as chenilles will flatten and shade with use. Creases will form where fillings constantly flex, eg seat and back cushions. This is normal on areas which receive most pressure such as arm pads, footrests and back slats. Depending on the yarns used in the construction of the fabric, light is reflected and gives the appearance of colour variation.

These characteristics are common to all pile fabrics and should not be regarded as fabric faults. They can be minimized by regular brushing with a soft brush in the direction of the pile and steaming when the pile has flattened.

Other Fabrics

Vacuuming and using a gentle brush should be sufficient to keep the upholstery in good condition.

Fabric Treatments

If your furniture has had an after sale soil treatment supplied by a third party, we as manufacturers cannot accept liability for problems caused to the fabric in any way by this treatment.

Such treatments should always be pre-tested on a hidden part of the furniture for the fabric compatibility before application.

Any fabric protection problem must be referred to the agent who supplied the application.

Please Avoid:

Positioning your furniture in direct sunlight which will fade the fabrics and the wood polish. Sharp objects such as jewellery, toys and pets claws can damage the fabric.

FABRICS & FINISHES

Choice is everything. Words cannot really describe the visual and tactile pleasures of choosing one of our quality fabrics.

Cintique provide you with an extensive range of carefully selected fabrics which can be viewed in your local Cintique retail stockist, along with a choice of four finishes to the Ash showwood frames.

If in the unlikely event of you not being able to find a fabric to suit your furnishing scheme, we will be pleased to make your furniture in your own fabric providing it meets our exacting standards and the requirements of the Furniture and Furnishings (Fire Safety) Regulations 1988.

Remember to order all your furniture together as we are unable to guarantee an exact match due to slight variations in the colour of the dyes.

All foams, fillings and fabrics used in our furniture conform to the current safety requirements, Furniture and Furnishings (Fire Safety) Regulations 1988.

ACTION CHAIRS

Motorised and manual reclining chairs must be used with caution.

Children and animals should be kept clear when operating – remember to warn visitors to take care.

Frequently check the cables for wear or entrapment.

Unplug when not in use.

DO NOT sit on the footrests or backs of the action chairs.

Cintique Limited reserves the right to withdraw models and fabrics and to amend specifications without notice. Sizes quoted are approximate as each item is made by hand. Colour of the fabrics and wood polishes shown are as accurate as possible, allowances should be made for photography, reproduction and printing.

Always select your furniture from fabric swatches and wood samples provided in Cintique retail stockists. Wood is a natural product, therefore the finish may vary slightly from your retailers samples.

SHOWROOM DETAILS




Showroom Address:
Wellington Street,
Long Eaton NG10 4HS

For appointments and showroom
information telephone 0115 9730 300

DESIGNED TO IMPROVE THE QUALITY OF YOUR LIFE

2011 *Cintique*®



CINTIQUE

Cintique Bridge Street Sandiacre

Nottinghamshire NG10 5BA

T: 0115 921 8989 F: 0115 949 7737

JDP FURNITURE GROUP SHOWROOMS

Wellington Street Long Eaton

Nottingham NG10 4HS

T: 0115 973 0300

www.cintique.co.uk sales@cintique.co.uk



Made in the UK
Established in 1908